

THERE WAS AN OLD LADY WHO SWALLOWED A FLY





There was an Old Lady who Swallowed a Fly



Print the lady and animals, cut out the mouth and stomach with a knife before the children begin. Have the children glue a piece of clear plastic to the back side of the stomach of the old lady, but not the mouth. Then glue the old lady to another piece of paper or card stock. Only apply glue to the bottom and sides, leaving the top open. You are creating an envelope, or pocket, so that it's easy to dump out the animals.



Then let the children put the correct animal into the mouth as you sing the song and read the book. After you feel that they have learned the vocabulary words, encourage them to re-tell a simplified version of the story to each other and other adults. Happy learning everyone!











Pocket chart pictures flash cards



credits and usage:

English Through Play provides resource for parents, teachers and caregivers who want to provide fun and successful language learning tools for their children. Please link to my blog, englishthroughplay.com if you share this resource. It may not be sold or claimed as your own. Happy learning everyone.

Backgrounds: THE CLIPART FACTORY

www.teacherspayteachers.com/Store/The-Clipart-Factory

Border: Teacher Josh, <https://www.teacherspayteachers.com/Store/Teacher-Josh>